Product Manual

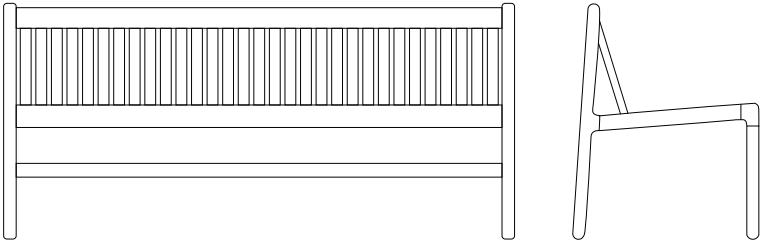

Patio Outdoor Bench
Designed by Anna Karnov & Clara Mahler

Version 001 - Jun/2025

BOLIA

Værkmestergade 11,1
8000 Aarhus C, Denmark
+45 51 50 51 22

EN

Read the product manual carefully before using your product. If you do not follow the instructions, there is a risk that you could damage the product or in the worst case cause injury. Keep the product manual for future reference. If the product is later passed on to third parties, this manual must also be provided.

This symbol indicates a warning regarding the care, handling, or use of the product. If such a warning is not followed, there is a risk that you could damage the product, or in the worst case cause injury.

Use the product only for the purpose described in this manual. Any other use does not correspond to the intended purpose of the product and can lead to damage to the product or injuries.
The manufacturer or dealer accepts no responsibility for damage resulting from the use of the product in a manner for which it is not intended. Incorrect, improper use of the product can lead to personal injuries. Children must not play with the packaging fi lm, as there is a risk that they will be wrapped up in it and caught. Before using the product, make sure that there is nothing that can harm or injure people.

Risk of damaging the product

Incorrect, improper use, handling and cleaning can damage parts or the entire product.
Do not step on or jump on the product. It is not intended for this.
Do not use a hard brush, solvent, corrosive or strong cleaning agent to clean the products, if not advised by Bolia.com.
Always use recommended care and cleaning products.
Never cover wet products. If a wet product is covered, it can be damaged.
Further information can be found on our website: Bolia.com

Technical information

As we are constantly developing and improving our products, design and technical changes may occur. This products manual can be downloaded as a PDF file from our website: Bolia.com

Disposal of packaging & product

Dispose of the product and packaging in accordance with local waste regulations.
Packaging materials must be separated and disposed of properly.

For user instructions in other languages,
please scan this code

BOLIA

Warnings

GB: Tested for 110 kg/242 lbs.
DK: Testet til 110 kg/242 lbs.
DE: Geprüft auf 110 kg.
NO: Testet for 110 kg/242 lbs.
SE: Testad för 110 kg.
NL: Getest voor 110 kg/242 lbs.
FR: Testé pour 110 kg/242 lbs.
ES: Probado para 110 kg.

Warnings

GB: Please tighten the screws/legs after 4-5 weeks of use and then subsequently every 4-5 month.
DK: Spænd skruerne/benene efter 4-5 ugers brug og derefter hver 4.-5. måned
DE: Ziehen Sie die Schrauben/Beine nach 4 bis 5 Wochen Gebrauch und anschließend alle 4 bis 5 Monate nach.
NO: Stram skruene/bena etter 4-5 ukers bruk, og deretter hver 4.-5. måned
SE: Dra åt skruvarna/benen efter 4-5 veckors användning och därefter var 4-5:e månad
NL: Draai de schroeven/poten na 4-5 weken gebruik aan en vervolgens elke 4-5 maanden.
FR: Veuillez resserrer les vis/pieds après 4 à 5 semaines d'utilisation, puis tous les 4 à 5 mois suivants.
ES: Aprieta los tornillos/patas después de 4-5 semanas de uso y posteriormente cada 4-5 meses

Warnings

GB: DANGER OF TIPPING OVER – do not use furniture as a climbing assist
DK: FARE FOR AT VÆLTE – brug ikke møbler som klatrehjælp
DE: KIPPGEFAHR – Möbel nicht als Aufstiegshilfe verwenden
NO: VELTEFARE – ikke bruk møblene som klatrehjelp
SE: TIPPRISK – använd inte möbler som klättringshjälp
NL: KANTELGEVAAR – gebruik meubels niet als
FR: RISQUE DE BASCULEMENT – ne pas utiliser les meubles comme accessoires pour grimper ou accéder à des objets en hauteur
ES: PELIGRO DE VUELCO: no utilices los muebles como ayuda para alcanzar zonas a alturas elevadas.

Warnings

GB: The product must be placed on a flat surface to ensure stability.
DK: Produktet skal placeres på en plan overflade for at sikre stabilitet.
FR: Le produit doit être placé sur une surface plane pour garantir sa stabilité.
DE: Das Produkt muss auf einer ebenen Fläche abgestellt werden, um die Stabilität zu gewährleisten.
NO: Produktet må plasseres på et flatt underlag for å sikre stabilitet.
ES: el producto debe colocarse sobre una superficie plana para garantizar su estabilidad.
SE: Produkten måste placeras på en plan yta för att stå stadigt.
CA: Cal col·locar el producte sobre una superfície plana per garantir-ne l'estabilitat.
NL: Het product moet op een vlakke ondergrond worden geplaatst om stabiliteit te garanderen.

Warnings

GB: We do not recommend that young children be present during assembly due to smallspare parts. Never leave your child unattended with a design that has not been fully assembled.
DK: Vi anbefaler ikke, at mindre børn er til stede under samlingen på grund af små reservedele. Lad ikke dit barn være uden opsyn med et adskilt design.
DE: Das Produkt enthält kleine Teile und deshalb empfehlen wir nicht, dass kleine Kinder während der Montage anwesend sind. Lassen Sie Ihr Kind mit einem nicht montierten Design nicht unbeaufsichtigt.
NO: Vi anbefaler at små barn holdes vekke under montering på grunn av små reservedeler. La ikke barnet ditt være uten tilsyn i nærheten av produktet.
SE: Eftersom produkten innehåller små reservdelar rekommenderar vi att små barn inte är närvarande under monteringen. Lämna inte ditt barn utan uppsikt med omonterad produkt.
NL: We raden aan kleine kinderen niet in de buurt te laten komen tijdens de montage vanwege de kleine reserveonderdelen. Laat je kind niet zonder toezicht achter met een designartikel dat niet in elkaar is gezet.
FR: Nous recommandons de ne pas assembler ce produit en présence de jeunes enfants en raison des petites pièces de rechange. Ne laissez pas votre enfant sans surveillance avec un produit démonté.
ES: Recomendamos que no haya niños presentes durante el montaje debido a la presencia de piezas pequeñas. No dejes a tu hijo desatendido si el diseño está aún desmontado.

Warnings

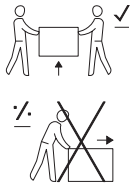

GB: It is recommended that the product be carried by two people, each holding onto one end of the product, to ensure safe handling and avoid damage or injury. Please refer to the image above for proper handling instructions.
DK: Det anbefales, at produktet bæres af to personer, hvor hver holder i en ende af produktet, for at sikre sikker håndtering og undgå skader eller kvæstelser. Se venligst billedet ovenfor for korrekte håndteringsinstruktioner.
DE: Es wird empfohlen, das Produkt von zwei Personen getragen zu werden, wobei jede Person ein Ende des Produkts hält, um eine sichere Handhabung zu gewährleisten und Schäden oder Verletzungen zu vermeiden. Bitte beachten Sie das obige Bild für die richtigen Handhabungsinstruktionen.
NO: Det anbefales at produktet bæres av to personer, hver holder i en ende av produktet, for å sikre trygg håndtering og unngå skade eller skade. Se bildet ovenfor for riktige håndteringsinstruksjoner.
SE: Det rekommenderas att produkten bärs av två personer, var och en håller i ena änden av produkten, för att säkerställa säker hantering och undvika skador eller skador. Se bilden ovan för korrekta hanteringsinstruktioner.
NE: Het wordt aanbevolen dat het product door twee personen wordt gedragen, waarbij elke persoon een uiteinde van het product vasthoudt, om een veilige hantering te waarborgen en schade of letsel te voorkomen. Raadpleeg de bovenstaande afbeelding voor de juiste instructies voor hantering.
FR: Il est recommandé que le produit soit transporté par deux personnes, chacune tenant une extrémité du produit, afin d'assurer une manipulation sûre et d'éviter tout dommage ou blessure. Veuillez vous référer à l'image ci-dessus pour les instructions de manipulation appropriées.
ES: Se recomienda que el producto sea transportado por dos personas, cada una sosteniendo un extremo del producto, para garantizar un manejo seguro y evitar daños o lesiones. Consulte la imagen de arriba para obtener instrucciones de manejo adecuadas.

Use of product

GB: This product is only for outdoor use.
DK: Dette produkt er kun til udendørs brug.
DE: Dieses Produkt darf nur im Freien verwendet werden.
NO: Dette produktet er kun ment for utendørs bruk.
SE: Den här produkten är endast avsedd för utomhusbruk.
NL: Dit product is uitsluitend bedoeld voor gebruik buitenshuis.
FR: Ce produit est uniquement destiné à un usage extérieur.
ES: Aquest producte només es pot fer servir a Exterio.

Use of product

GB: This product has been tested in accordance with EN 581
DK: Dette produkt er blevet testet i overensstemmelse med EN 581
DE: Dieses Produkt wurde gemäß EN 581
NO: Dette produktet har blitt testet i samsvar med EN 581
SE: Denna produkt har testats enligt EN 581
NL: Dit product is getest volgens EN 1581
FR: Ce produit a été testé conformément à la norme EN 581
ES: Este producto ha sido probado de acuerdo con la norma EN 581

Tools overview

A x 1

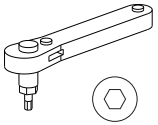

4 mm

Fittings and product parts 3 seater bench

B x 8

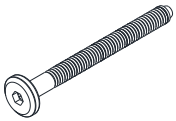

M6 X 60 mm

C x 5

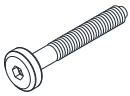

M6 X 40 mm

D x 4

M6 X 14 mm

E x 1

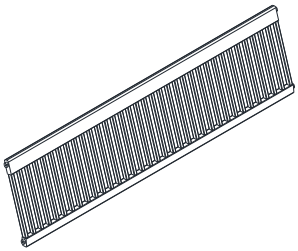

F x 1



G x 1



H x 2

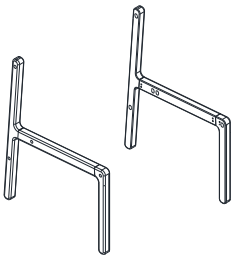

Tools overview

A x 1

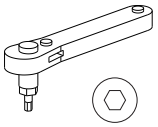

4 mm

Fittings and product parts 2 seater bench

B x 8

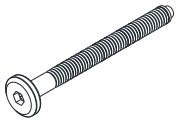

M6 X 60 mm

C x 3

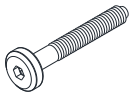

M6 X 40 mm

D x 4

M6 X 14 mm

D x 1

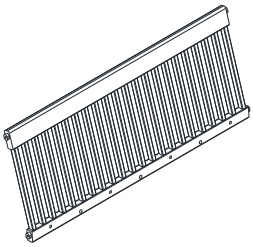

E x 1

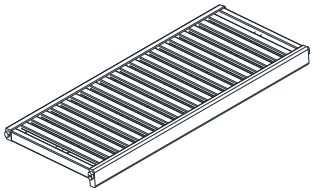

F x 1



G x 2

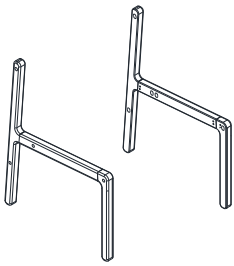

STEP 01

Tools & Special requirements

A x 1

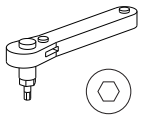

4 mm

3 seater bench
C x 5

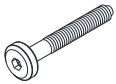

M6 X 40 mm

2 seater bench
C x 3

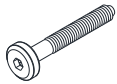

M6 X 40 mm

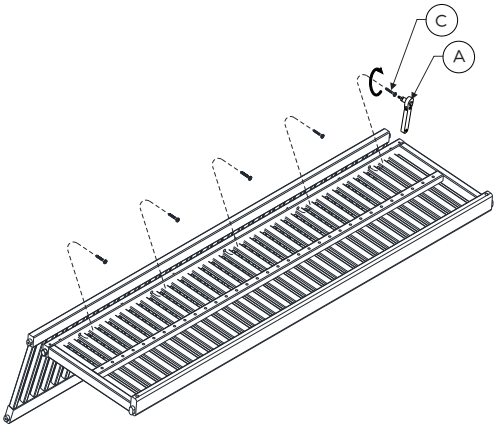

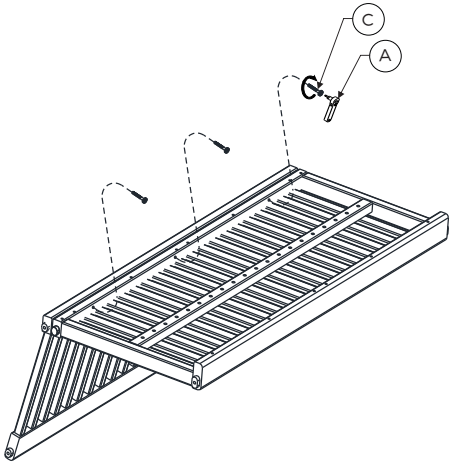

STEP 02

Tools & Special requirements

A x 1	2 & 3 seater bench B x 4	2 & 3 seater bench D x 4
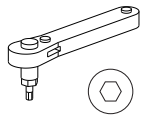	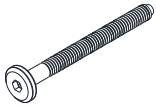	
4 mm	M6 X 60 mm	M6 X 14 mm

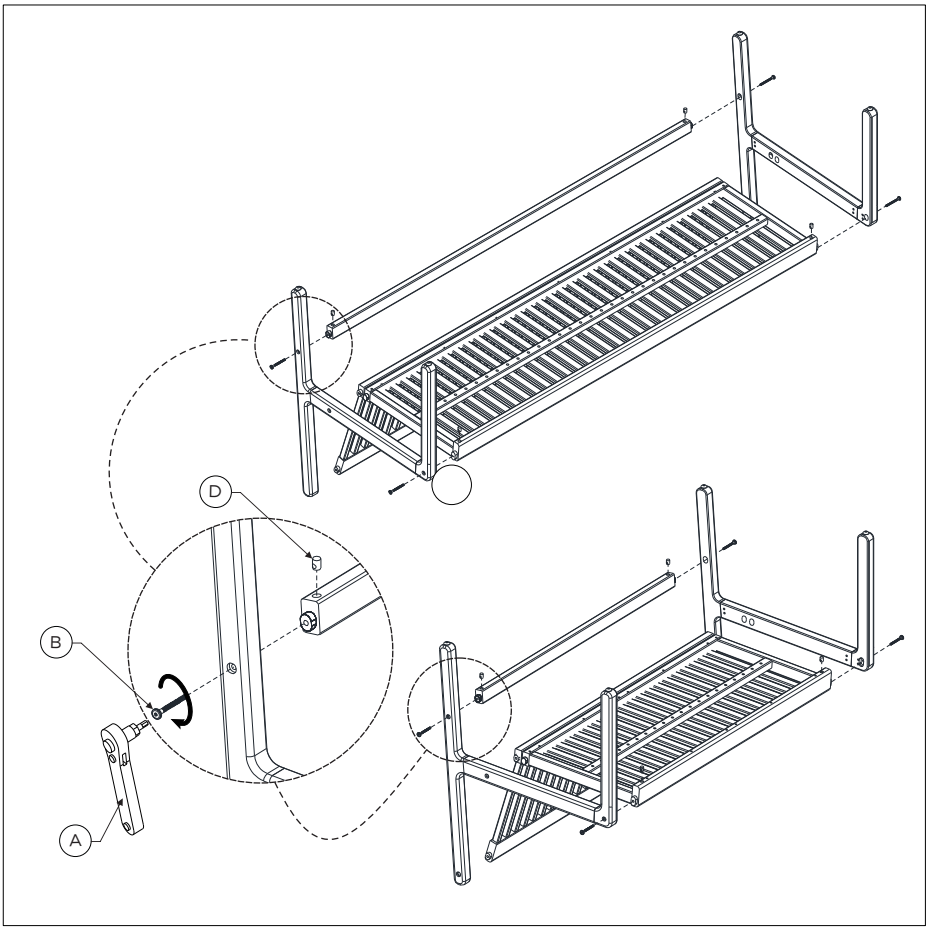

STEP 03

Tools & Special requirements

A x 1

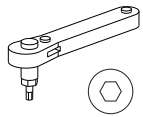

4 mm

2 & 3 seater bench
B x 4

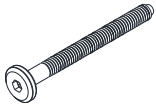

M6 X 60 mm

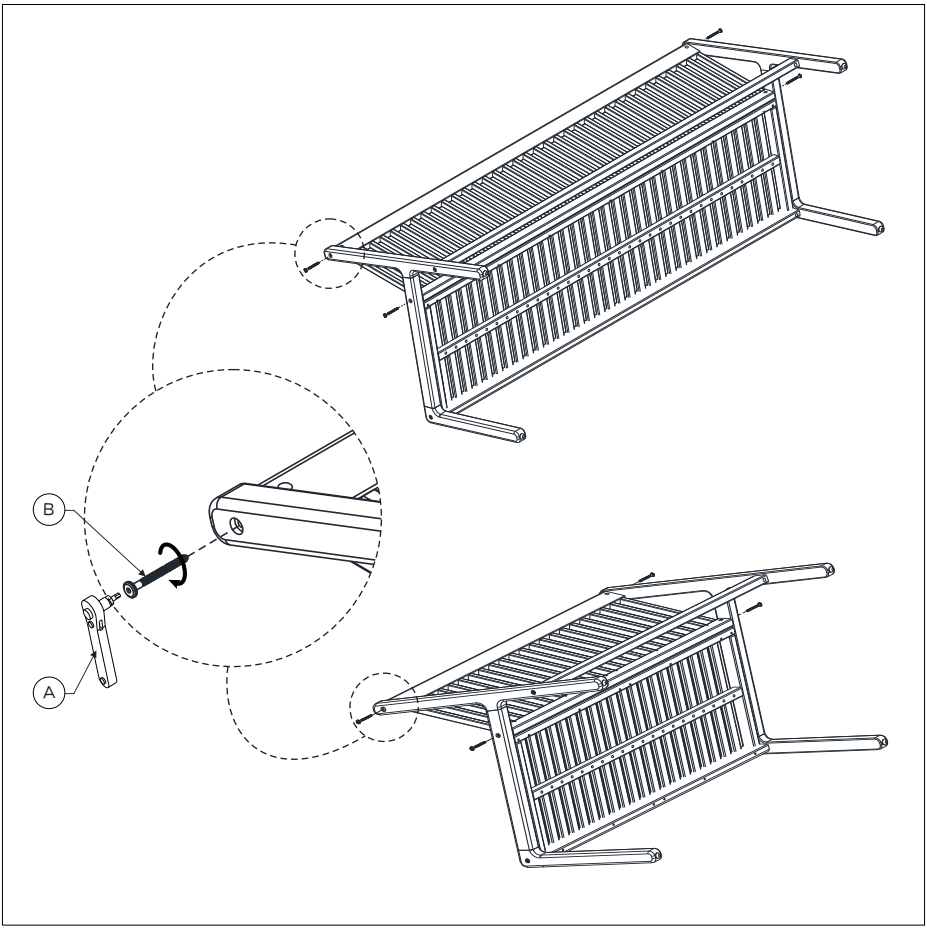

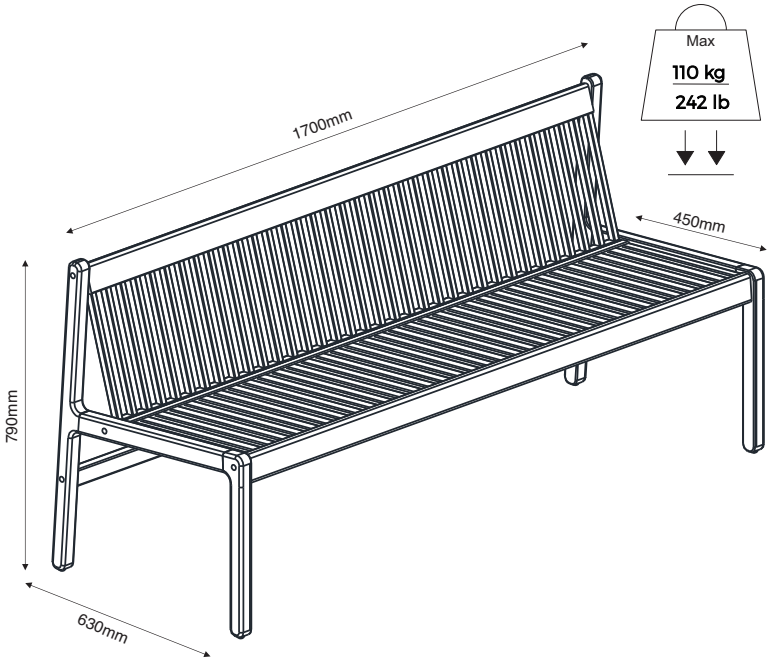
Max
110 kg
242 lb
1700mm
450mm
790mm
630mm

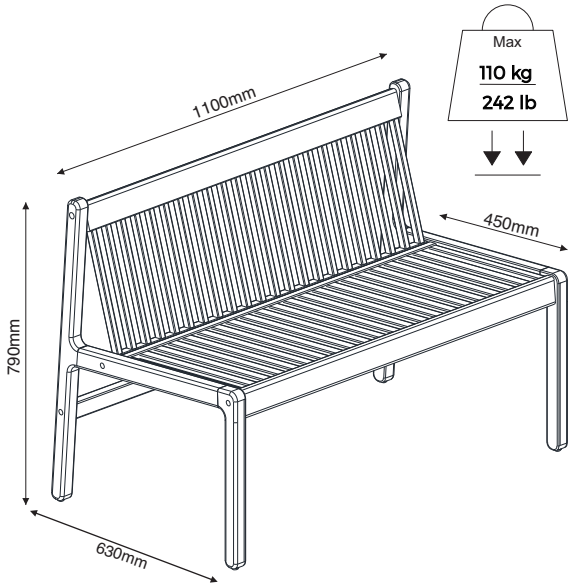
Max
110 kg
242 lb
1100mm
450mm
790mm
630mm

BOLIA